


General information about company	
Scrip code	537800
Name of company	MANGALAM INDUSTRIAL FINANCE LIMITED
Result Type	Main Format
Date of start of financial year	01-04-2015
Date of end of financial year	31-03-2016
Date of board meeting when results were approved	06-02-2016
Date on which prior intimation of the meeting for considering financial results was informed to the exchange	21-01-2016
Description of presentation currency	INR
Level of rounding used in financial results	Lakhs
Reporting Quarter	3rd Quarter
Nature of report standalone or consolidated	Standalone
Whether results are audited or unaudited	Unaudited
Segment Reporting	Single Segment
Description of single segment	One Segment

**Certified to be true copy**  
For MANGALAM INDUSTRIAL FINANCE LTD.  
  
MG. DIRECTOR/DIRECTOR

Quarterly & Half Yearly Financial Result by Companies Other than Banks							
Particulars		3 months ended (dd-mm-yyyy)	Previous 3 months ended (dd-mm-yyyy)	Corresponding 3 months ended in the previous year (dd-mm-yyyy)	Year to date figures for current period ended (dd-mm-yyyy)	Year to date figures for previous period ended (dd-mm-yyyy)	Previous accounting year ended (dd-mm-yyyy)
A	Date of start of reporting quarter	01-10-2015	01-07-2015	01-10-2014	01-04-2015	01-04-2014	01-04-2014
B	Date of end of reporting quarter	31-12-2015	30-09-2015	31-12-2014	31-12-2015	31-12-2014	31-03-2015
C	Whether results are audited or unaudited	Unaudited	Unaudited	Unaudited	Unaudited	Unaudited	Audited
D	Nature of report standalone or consolidated	Standalone	Standalone	Standalone	Standalone	Standalone	Standalone
<b>Part I</b>							
<b>1 Revenue From Operations</b>							
	Net sales or Revenue from Operations	62.162	31.983	4.48	106.402	13.339	20.22
	Other operating revenues	0	0	0	0	0	0
	Total Revenue from operations (net)	62.162	31.983	4.48	106.402	13.339	20.22
<b>2 Expenses</b>							
(a)	Cost of materials consumed	0	0	0	0	0	0
(b)	Purchases of stock-in-trade	0	0	0	0	0	0
(c)	Changes in inventories of finished goods, work-in-progress and stock-in-trade	0	0	0	0	0	0
(d)	Employee benefit expense	1.26	1.24	1.05	3.76	3.15	4.55
(e)	Depreciation and amortisation expense	0.023	0.023	0.067	0.07	0.202	0.253
(f)	<b>Other Expenses</b>						
I	Expenses	10.499	1.966	1.725	17.077	7.805	9.657
	<b>Total other expenses</b>	<b>10.499</b>	<b>1.966</b>	<b>1.725</b>	<b>17.077</b>	<b>7.805</b>	<b>9.657</b>



Quarterly & Half Yearly Financial Result by Companies Other than Banks							
Particulars		3 months ended (dd-mm-yyyy)	Previous 3 months ended (dd-mm-yyyy)	Corresponding 3 months ended in the previous year (dd-mm-yyyy)	Year to date figures for current period ended (dd-mm-yyyy)	Year to date figures for previous period ended (dd-mm-yyyy)	Previous accounting year ended (dd-mm-yyyy)
A	Date of start of reporting quarter	01-10-2015	01-07-2015	01-10-2014	01-04-2015	01-04-2014	01-04-2014
B	Date of end of reporting quarter	31-12-2015	30-09-2015	31-12-2014	31-12-2015	31-12-2014	31-03-2015
C	Whether results are audited or unaudited	Unaudited	Unaudited	Unaudited	Unaudited	Unaudited	Audited
D	Nature of report standalone or consolidated	Standalone	Standalone	Standalone	Standalone	Standalone	Standalone
<b>Part I</b>							
	<b>Total expenses</b>	11.782	3.229	2.842	20.907	11.157	14.46
3	<b>Profit (loss) from operations before other income, finance costs and exceptional items</b>	50.38	28.754	1.638	85.495	2.182	5.76
4	Other income	0.25	0.118	0.019	0.421	0.019	0.019
5	<b>Profit (loss) from ordinary activities before finance costs and exceptional items</b>	50.63	28.872	1.657	85.916	2.201	5.779
6	Finance costs	0	0	0	0	0.004	0.004
7	<b>Profit (loss) from ordinary activities after finance costs but before exceptional items</b>	50.63	28.872	1.657	85.916	2.197	5.775
8	Exceptional items	0	0	0	0	0	0
9	<b>Profit (loss) from ordinary activities before tax</b>	50.63	28.872	1.657	85.916	2.197	5.775
10	Tax Expense	0	0	0	0	0	-0.098
11	<b>Net profit (loss) from ordinary activities after tax</b>	50.63	28.872	1.657	85.916	2.197	5.873
12	Extraordinary items	0	0	0	0	0	0
13	<b>Net profit (loss) for the period</b>	50.63	28.872	1.657	85.916	2.197	5.873
14	Share of profit (loss) of associates						
15	Profit (loss) of minority interest						
16	<b>Net Profit (loss) after taxes minority interest and share of profit (loss) of associates</b>	50.63	28.872	1.657	85.916	2.197	5.873
17	<b>Details of equity share capital</b>						



	Paid-up equity share capital	9616.435	9616.435	9616.435	9616.435	9616.435	9616.435
	Face value of equity share capital	10	10	10	10	10	10
18	Reserves excluding revaluation reserve	0	0	0	0	0	-14.81



Quarterly & Half Yearly Financial Result by Companies Other than Banks							
Particulars		3 months ended (dd-mm-yyyy)	Previous 3 months ended (dd-mm-yyyy)	Corresponding 3 months ended in the previous year (dd-mm-yyyy)	Year to date figures for current period ended (dd-mm-yyyy)	Year to date figures for previous period ended (dd-mm-yyyy)	Previous accounting year ended (dd-mm-yyyy)
A	Date of start of reporting quarter	01-10-2015	01-07-2015	01-10-2014	01-04-2015	01-04-2014	01-04-2014
B	Date of end of reporting quarter	31-12-2015	30-09-2015	31-12-2014	31-12-2015	31-12-2014	31-03-2015
C	Whether results are audited or unaudited	Unaudited	Unaudited	Unaudited	Unaudited	Unaudited	Audited
D	Nature of report standalone or consolidated	Standalone	Standalone	Standalone	Standalone	Standalone	Standalone
<b>Part I</b>							
<b>19 Earnings per share</b>							
<b>i Earnings per share before extraordinary items</b>							
	Basic earnings per share before extraordinary items	0.053	0.03	0.002	0.089	0.002	0.006
	Diluted earnings per share before extraordinary items	0.053	0.03	0.002	0.089	0.002	0.006
<b>ii Earnings per share after extraordinary items</b>							
	Basic earnings per share after extraordinary items	0.053	0.03	0.002	0.089	0.002	0.006
	Diluted earnings per share after extraordinary items	0.053	0.03	0.002	0.089	0.002	0.006
<b>Part II</b>							
<b>1 Public share holding [abstract]</b>							
	Number of shares of held by public	70645150	70645150	70645150	70645150	70645150	70645150
	Percentage of shareholding held by public	73.463%	73.463%	73.463%	73.463%	73.463%	73.463%
<b>2 Promoters and promoters group shareholding [abstract]</b>							
<b>(a) Details of pledged or encumbered shares [abstract]</b>							
	Pledged/Encumbered - Number of shares	0	0	0	0	0	0
	Pledged/Encumbered - Percentage of shares (as a % of the total shareholding of promoter and promoter group)	0.000%	0.000%	0.000%	0.000%	0.000%	0.000%
	Pledged/Encumbered - Percentage of shares (as a % of the total share capital of the company)	0.000%	0.000%	0.000%	0.000%	0.000%	0.000%



Quarterly & Half Yearly Financial Result by Companies Other than Banks							
Particulars		3 months ended (dd-mm-yyyy)	Previous 3 months ended (dd-mm-yyyy)	Corresponding 3 months ended in the previous year (dd-mm-yyyy)	Year to date figures for current period ended (dd-mm-yyyy)	Year to date figures for previous period ended (dd-mm-yyyy)	Previous accounting year ended (dd-mm-yyyy)
A	Date of start of reporting quarter	01-10-2015	01-07-2015	01-10-2014	01-04-2015	01-04-2014	01-04-2014
B	Date of end of reporting quarter	31-12-2015	30-09-2015	31-12-2014	31-12-2015	31-12-2014	31-03-2015
C	Whether results are audited or unaudited	Unaudited	Unaudited	Unaudited	Unaudited	Unaudited	Audited
D	Nature of report standalone or consolidated	Standalone	Standalone	Standalone	Standalone	Standalone	Standalone
<b>Part II</b>							
<b>(b) Details of non-encumbered shares [abstract]</b>							
	Non-encumbered - Number of Shares	25519200	25519200	25519200	25519200	25519200	25519200
	Non-encumbered - Percentage of shares (as a % of the total shareholding of promoter and promoter group)	100.000%	100.000%	100.000%	100.000%	100.000%	100.000%
	Non-encumbered - Percentage of shares (as a % of the total share capital of the company)	26.537%	26.537%	26.537%	26.537%	26.537%	26.537%
<b>B Investor Complaints</b>							
	Pending at the beginning of the quarter	0					
	Received during the quarter	0					
	Disposed of during the quarter	0					
	Remaining unresolved at the end of the quarter	0					
	<b>Disclosure of notes on financial results</b>	Textual Information(1)					



<b>Text Block</b>	
Textual Information(1)	( 1 ). The above unaudited financial results after review of the Audit Committee were approved by the Board of Directors at its meeting held on 06th February, 2016. The statutory auditors of the Company have carried a Limited Review of the Financial Result. ( 2 ). No investors complaint remains pending at the quarter ended on 31st December 2015. ( 3 ). Previous years figures have been regrouped / rearranged to conform to Current years classification. ( 4 ). Provision for Tax Liability, if any will be considered at year end. ( 5 ). Company has only one segment and hence no separate segment result has been given.




Sub classification of income and expenses							
Particulars	3 months ended (dd-mm-yyyy)	Previous 3 months ended (dd-mm-yyyy)	Corresponding 3 months ended in the previous year (dd-mm-yyyy)	Year to date figures for current period ended (dd-mm-yyyy)	Year to date figures for previous period ended (dd-mm-yyyy)	Previous accounting year ended (dd-mm-yyyy)	
1 Date of start of reporting quarter	01-10-2015	01-07-2015	01-10-2014	01-04-2015	01-04-2014	01-04-2014	
2 Date of end of reporting quarter	31-12-2015	30-09-2015	31-12-2014	31-12-2015	31-12-2014	31-03-2015	
3 Whether results are audited or unaudited	Unaudited	Unaudited	Unaudited	Unaudited	Unaudited	Audited	
4 Nature of report standalone or consolidated	Standalone	Standalone	Standalone	Standalone	Standalone	Standalone	
<b>Subclassification of income and expenses</b>							
<b>1 Disclosure of revenue from operations</b>							
Revenue from sale of products							
Revenue from sale of services							
Revenue from interest (NBFC)	62.162	31.983	4.48	106.402	13.339	20.22	
Revenue from other financial services (NBFC)							
Less: Excise duty							
Less: Service tax collected							
Less: Other duties taxes collected							
<b>Net sales or Revenue from Operations</b>	<b>62.162</b>	<b>31.983</b>	<b>4.48</b>	<b>106.402</b>	<b>13.339</b>	<b>20.22</b>	
<b>2 Disclosure of other operating revenues</b>							
Other operating revenues							
Net gain/loss on foreign currency fluctuations treated as other operating revenue							
Miscellaneous other operating revenues							
<b>Total other operating revenues</b>							





Sub classification of income and expenses							
Particulars	3 months ended (dd-mm-yyyy)	Previous 3 months ended (dd-mm-yyyy)	Corresponding 3 months ended in the previous year (dd-mm-yyyy)	Year to date figures for current period ended (dd-mm-yyyy)	Year to date figures for previous period ended (dd-mm-yyyy)	Previous accounting year ended (dd-mm-yyyy)	
1	Date of start of reporting quarter	01-10-2015	01-07-2015	01-10-2014	01-04-2015	01-04-2014	01-04-2014
2	Date of end of reporting quarter	31-12-2015	30-09-2015	31-12-2014	31-12-2015	31-12-2014	31-03-2015
3	Whether results are audited or unaudited	Unaudited	Unaudited	Unaudited	Unaudited	Unaudited	Audited
4	Nature of report standalone or consolidated	Standalone	Standalone	Standalone	Standalone	Standalone	Standalone
<b>Subclassification of income and expenses</b>							
<b>4 Employee benefit expense [Abstract]</b>							
	Salaries and wages	1.26	1.24	1.05	3.76	3.15	4.55
<b>Contribution to provident and other funds</b>							
	Contribution to provident and other funds for contract labour						
	Contribution to provident and other funds for others						
	<b>Total contribution to provident and other funds</b>						
	Expense on employee stock option scheme and employee stock purchase plan						
	Commission employees						
	Employee medical insurance expenses						
	Leave encashment expenses						
	Gratuity						
	Pension schemes						
	Voluntary retirement compensation						
	Other retirement benefits						
	Staff welfare expense						
	Other employee related expenses						
	<b>Total employee benefit expense</b>	1.26	1.24	1.05	3.76	3.15	4.55
<b>5 Depreciation and amortisation expense</b>							



Depreciation expense	0.023	0.023	0.067	0.07	0.202	0.253
Amortisation expense						
<b>Total depreciation and amortisation expense</b>	0.023	0.023	0.067	0.07	0.202	0.253



Sub classification of income and expenses							
Particulars	3 months ended (dd-mm-yyyy)	Previous 3 months ended (dd-mm-yyyy)	Corresponding 3 months ended in the previous year (dd-mm-yyyy)	Year to date figures for current period ended (dd-mm-yyyy)	Year to date figures for previous period ended (dd-mm-yyyy)	Previous accounting year ended (dd-mm-yyyy)	
1	Date of start of reporting quarter	01-10-2015	01-07-2015	01-10-2014	01-04-2015	01-04-2014	01-04-2014
2	Date of end of reporting quarter	31-12-2015	30-09-2015	31-12-2014	31-12-2015	31-12-2014	31-03-2015
3	Whether results are audited or unaudited	Unaudited	Unaudited	Unaudited	Unaudited	Unaudited	Audited
4	Nature of report standalone or consolidated	Standalone	Standalone	Standalone	Standalone	Standalone	Standalone
<b>Subclassification of income and expenses</b>							
<b>6 Breakup of other expenses [Abstract]</b>							
1	Consumption of stores and spare parts						
2	Power and fuel						
3	Rent						
4	Repairs to building						
5	Repairs to machinery						
6	Insurance						
<b>7 Rates and taxes excluding taxes on income</b>							
	Central excise duty						
	Purchase tax						
	Other cess taxes						
	Cost taxes other levies by government local authorities						
	Provision wealth tax						
	<b>Total rates and taxes excluding taxes on income</b>						
8	Research development expenditure						
9	Subscriptions membership fees						
10	Electricity expenses						
11	Telephone postage						
12	Printing stationery	0.513	0.066	0.346	0.646	0.475	0.552
13	Information technology expenses						
14	Travelling conveyance	0	0.096	0	0.096	0	0
15	Catering canteen expenses						



16	Entertainment expenses						
17	Legal professional charges	0.075	0.075	0.075	0.242	0.281	0.3
18	Training recruitment expenses						
19	Vehicle running expenses						
20	Safety security expenses						
21	Directors sitting fees						
22	<b>Managerial remuneration</b>						
	<b>Remuneration to directors</b>						
	Salary to directors	1.5	0.9	0.45	3	0.93	1.62
	Commission to directors						
	Other benefits to directors						
	<b>Total remuneration to directors</b>	1.5	0.9	0.45	3	0.93	1.62
	<b>Remuneration to managers</b>						
	Salary to managers						
	Commission to managers						
	Other benefits to managers						
	<b>Total remuneration to managers</b>						
	<b>Total managerial remuneration</b>	1.5	0.9	0.45	3	0.93	1.62
23	Donations subscriptions						
24	Books periodicals						
25	Seminars conference expenses						
26	Registration filing fees						
27	Custodial fees	0.859	0	0	0.859	1.124	1.124
28	Bank charges	0.006	0.011	0.001	0.02	0.008	0.01
29	Guest house expenses						
30	Advertising promotional expenses	0.221	0.223	0.212	0.621	0.647	0.81
31	After sales service expenses						
32	Warranty claim expenses						
33	Commission paid sole selling agents						
34	Commission paid other selling agents	7	0	0	7	0	0



35	Commission paid sole buying agents						
36	Transportation distribution expenses						
37	Secondary packing expenses						
38	Discounting charges						
39	Guarantee commission						
40	Cost repairs maintenance other assets						
<b>41</b>	<b>Cost information technology</b>						
	Cost software						
	Cost hardware						
	Cost communication connectivity						
	<b>Total cost information technology</b>						
<b>42</b>	<b>Cost transportation</b>						
	Cost freight						
	Cost octroi						
	Cost loading and unloading						
	Cost other transporting						
	<b>Total cost transportation</b>						
43	Cost lease rentals						
44	Cost effluent disposal						
45	Provision for cost of restoration						
46	Cost warehousing						
47	Cost water charges						
48	Cost reimbursable expenses						
49	Cost technical services						
50	Cost royalty						
51	Provision bad doubtful debts created						
52	Provision bad doubtful loans advances created						
<b>53</b>	<b>Adjustments to carrying amounts of investments</b>						
	Provision diminution value current investments created						
	Provision diminution value long-term						



	investments created						
	<b>Total adjustments to carrying amounts of investments</b>						
<b>54</b>	<b>Net provisions charged</b>						
	Provision warranty claims created						
	Provision statutory liabilities created						
	Provision restructuring created						
	Other provisions created						
	<b>Total net provisions charged</b>						
<b>55</b>	<b>Discount issue shares debentures written off</b>						
	Discount issue shares written off						
	Discount issue debentures written off						
	<b>Total discount issue shares debentures written off</b>						
<b>56</b>	<b>Write-off assets liabilities</b>						
	<b>Miscellaneous expenditure written off</b>						
	Financing charges written off						
	Voluntary retirement compensation written off						
	Technical know-how written off						
	Other miscellaneous expenditure written off						
	<b>Total miscellaneous expenditure written off</b>						
	Fixed assets written off						
	Inventories written off						
	Investments written off						
	Bad debts written off						
	Bad debts advances written off						
	Other assets written off						
	Liabilities written off						



	<b>Total write-off assets liabilities</b>						
57	Loss on disposal of intangible asset						
58	Loss on disposal, discard, demolition and destruction of depreciable tangible asset						
<b>59</b>	<b>Contract cost</b>						
	Site labour supervision cost contracts						
	Material cost contract						
	Depreciation assets contracts						
	Cost transportation assets contracts						
	Hire charges assets contracts						
	Cost design technical assistance contracts						
	Warranty cost contracts						
	Other claims contracts						
	Sale material scrap other assets contracts						
	<b>Overhead costs apportioned contracts</b>						
	Insurance cost apportioned contract						
	Design technical assistance apportioned contracts						
	Other overheads apportioned contracts						
	<b>Total overhead costs apportioned contracts</b>						
	<b>Total contract cost</b>						
60	Cost dry wells						
61	Operating and maintenance cost of emission and other pollution reduction equipments						
62	Payments to auditor						
	Payment for audit services						
	Payment for taxation matters	0	0	0	0	0	0.281



	Payment for company law matters						
	Payment for management services	0	0	0	0	0	0.03
	Payment for other services						
	Payment for reimbursement of expenses						
	<b>Total payments to auditor</b>	0	0	0	0	0	0.311
<b>63</b>	<b>Payments to cost auditor</b>						
	Payment for cost audit charges						
	Payment for cost compliance report						
	Payment for other cost services						
	Payment to cost auditor for reimbursement of expenses						
	<b>Total payments to cost auditor</b>						
64	Miscellaneous expenses	0.325	0.595	0.641	4.593	4.34	4.93
	<b>Total other expenses</b>	10.499	1.966	1.725	17.077	7.805	9.657





Sub classification of income and expenses							
Particulars		3 months ended (dd-mm-yyyy)	Previous 3 months ended (dd-mm-yyyy)	Corresponding 3 months ended in the previous year (dd-mm-yyyy)	Year to date figures for current period ended (dd-mm-yyyy)	Year to date figures for previous period ended (dd-mm-yyyy)	Previous accounting year ended (dd-mm-yyyy)
1	Date of start of reporting quarter	01-10-2015	01-07-2015	01-10-2014	01-04-2015	01-04-2014	01-04-2014
2	Date of end of reporting quarter	31-12-2015	30-09-2015	31-12-2014	31-12-2015	31-12-2014	31-03-2015
3	Whether results are audited or unaudited	Unaudited	Unaudited	Unaudited	Unaudited	Unaudited	Audited
4	Nature of report standalone or consolidated	Standalone	Standalone	Standalone	Standalone	Standalone	Standalone
<b>Subclassification of income and expenses</b>							
7	<b>Disclosure of other income</b>						
(a)	<b>Interest income</b>						
<b>Interest income on current investments</b>							
	Interest on fixed deposits, current investments						
	Interest from customers on amounts overdue, current investments						
	Interest on current intercorporate deposits						
	Interest on current debt securities						
	Interest on current government securities						
	Interest on other current investments						
	<b>Total interest income on current investments</b>						
<b>Interest income on long-term investments</b>							
	Interest on fixed deposits, long-term investments						
	Interest from customers on amounts overdue, long-term investments						
	Interest on long-term intercorporate deposits						
	Interest on long-term debt securities						
	Interest on long-term government securities						
	Interest on other long-term investments						
	<b>Total interest income on long-term investments</b>						



	<b>Total interest income</b>						
<b>(b)</b>	<b>Dividend income</b>						
	<b>Dividend income current investments</b>						
	Dividend income current investments from subsidiaries						
	Dividend income current equity securities	0.25	0	0	0.303	0	0
	Dividend income current mutual funds						
	Dividend income current investments from others						
	<b>Total dividend income current investments</b>	0.25	0	0	0.303	0	0
	<b>Dividend income long-term investments</b>						
	Dividend income long-term investments from subsidiaries						
	Dividend income long-term equity securities						
	Dividend income long-term mutual funds						
	Dividend income long-term investments from others						
	<b>Total dividend income long-term investments</b>						
	<b>Total dividend income</b>	0.25	0	0	0.303	0	0
<b>(C)</b>	<b>Net gain/loss on sale of investments</b>						
	Net gain/loss on sale of current investments						
	Net gain/loss on sale of long-term investments						
	<b>Total net gain/loss on sale of investments</b>						
<b>(d)</b>	<b>Rental income on investment property</b>						
	Rental income on investment property, current						
	Rental income on investment property, long-term						
	<b>Total rental income on investment property</b>						
<b>(e)</b>	<b>Other non-operating income</b>						
	Net gain/loss on foreign currency fluctuations treated as other income						



Surplus on disposal, discard, demolition and destruction of depreciable tangible asset							
Gain on disposal of intangible asset							
Amount credited to profit and loss as transfer from revaluation reserve on account of additional depreciation charged on revalued tangible assets							
Excess provision diminution in value investment written back							
Excess provisions bad doubtful debts advances written back							
Income government grants subsidies							
Income export incentives							
Income import entitlements							
Income insurance claims							
Income from subsidiaries							
Interest and income tax refund	0	0.118	0.019	0.118	0.019	0.019	
Income on brokerage commission							
Income on sales tax benefit							
Excess provisions written back							
Other allowances deduction other income							
Miscellaneous other non-operating income							
<b>Total other non-operating income</b>	0	0.118	0.019	0.118	0.019	0.019	
Income from pipeline transportation							
<b>Total other income</b>	0.25	0.118	0.019	0.421	0.019	0.019	



Sub classification of income and expenses							
Particulars		3 months ended (dd-mm-yyyy)	Previous 3 months ended (dd-mm-yyyy)	Corresponding 3 months ended in the previous year (dd-mm-yyyy)	Year to date figures for current period ended (dd-mm-yyyy)	Year to date figures for previous period ended (dd-mm-yyyy)	Previous accounting year ended (dd-mm-yyyy)
1	Date of start of reporting quarter	01-10-2015	01-07-2015	01-10-2014	01-04-2015	01-04-2014	01-04-2014
2	Date of end of reporting quarter	31-12-2015	30-09-2015	31-12-2014	31-12-2015	31-12-2014	31-03-2015
3	Whether results are audited or unaudited	Unaudited	Unaudited	Unaudited	Unaudited	Unaudited	Audited
4	Nature of report standalone or consolidated	Standalone	Standalone	Standalone	Standalone	Standalone	Standalone
<b>Subclassification of income and expenses</b>							
8	<b>Disclosure of finance cost</b>						
	<b>Interest expense</b>						
	<b>Interest expense long-term loans</b>						
	Interest expense long-term loans, banks						
	Interest expense long-term loans, others						
	<b>Total interest expense long-term loans</b>						
	<b>Interest expense short-term loans</b>						
	Interest expense short-term loans, banks						
	Interest expense short-term loans, others	0	0	0	0	0.004	0.004
	<b>Total interest expense short-term loans</b>	0	0	0	0	0.004	0.004
	Interest expense deposits						
	Interest expense debt securities						
	Interest expense other borrowings						
	Interest expense borrowings						
	Interest lease financing						
	Other interest charges						
	<b>Total interest expense</b>	0	0	0	0	0.004	0.004
	Other borrowing costs						
	Net gain/loss on foreign currency						



transactions and translations treated as finance costs						
<b>Total finance costs</b>	0	0	0	0	0.004	0.004
Disclosure of notes on income and expense explanatory						





**QUARTERLY LIMITED REVIEW REPORT**


**TO**  
**THE AUDIT COMMITTEE**  
**MANGALAM INDUSTRIAL FINANCE LIMITED**  
**SUBOL DUTT BUILDING**  
**13, BRABOURNE ROAD**  
**MEZZANINE FLOOR**  
**KOLKATA - 700001**

We have reviewed the accompanying statement of unaudited financial results of **MANGALAM INDUSTRIAL FINANCE LIMITED** for the quarter and nine months ended 31st December , 2015 ( the statement ) ,being submitted by the company pursuant to Regulation 33 of the SEBI ( Listing Obligations and Disclosures Requirements ) Regulations , 2015 (the " listing regulations",2015) with the stock exchanges . This statement is the responsibility of the Company's Management and has been approved by the Board of Directors. Our responsibility is to issue a report on these financial statements based on our review.

We conducted our review in accordance with the Standard on Review Engagement (SRE) 2410, Review of interim financial information performed by the independent auditor of the entity, issued by the Institute of Chartered Accountants of India. This standard requires that we plan and perform the review to obtain moderate assurance as to whether the financial statements are free of material misstatement. A review is limited primarily to inquiries of company personnel and analytical procedures applied to financial data and thus provide less assurance than an audit. We have not performed an audit and accordingly, we do not express an audit opinion.

Based on our review conducted as above, nothing has come to our attention that causes us to believe that the accompanying statement of unaudited financial results prepared in accordance with accounting standards specified under Sec 133 of the Companies Act , 2013 read with Rule - 7 of Companies ( Accounts ) Rules ,2014 and other recognized accounting practices and policies ,has not disclosed the information required to be disclosed in terms of Regulation 33 of the SEBI ( Listing Obligations and Disclosures Requirements ) Regulations , 2015 including the manner in which it is to be disclosed , or that it contains any material misstatement .

**FOR MAROTI & ASSOCIATES**  
**CHARTERED ACCOUNTANTS**

  
*Kurana*  
**(KOMAL SURANA)**  
**PARTNER**  
**M.NO 303583**

Kolkata, 6th Day OF February 2016